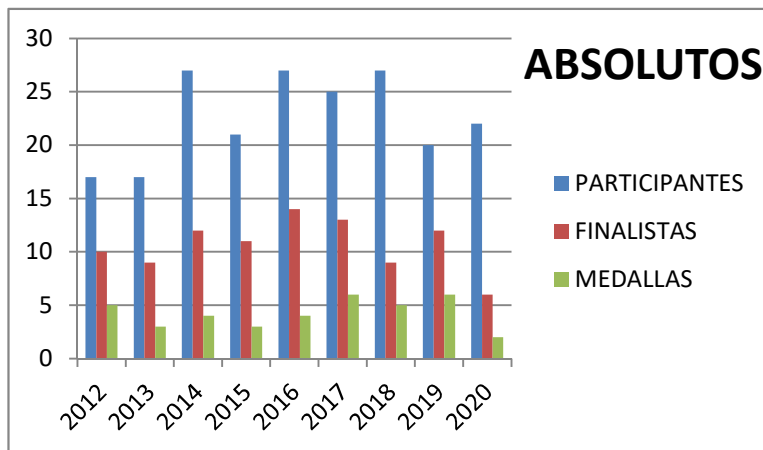
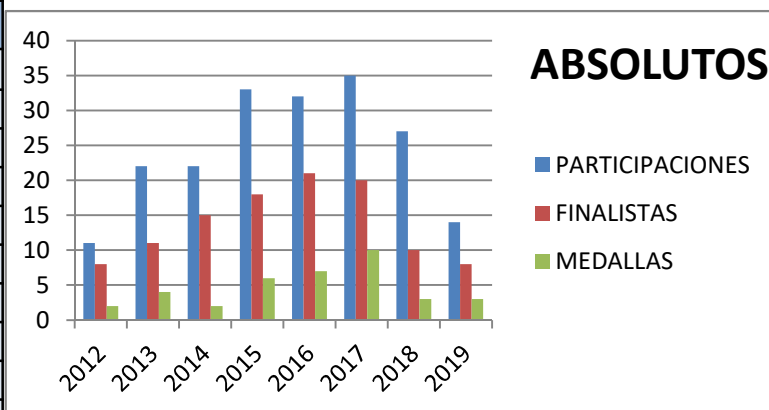


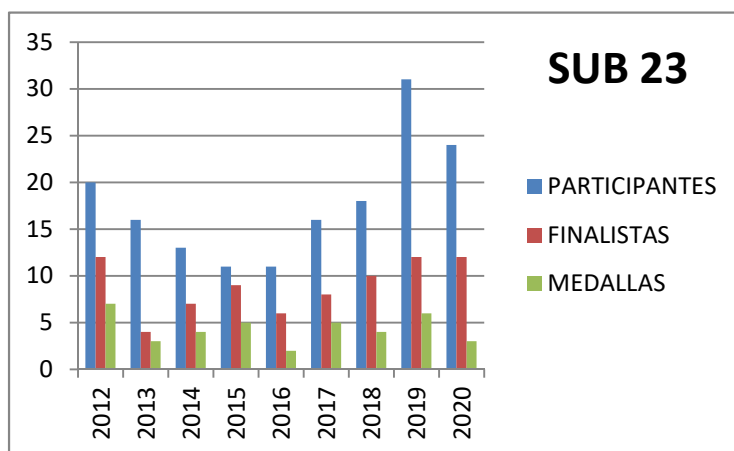
PISTA CUBIERTA			
ABSOLUTOS			
	Particip.	Final.	Medallas
2012	17	10	5
2013	17	9	3
2014	27	12	4
2015	21	11	3
2016	27	14	4
2017	25	13	6
2018	27	9	5
2019	20	12	6
2020	22	6	2



AIRE LIBRE			
ABSOLUTOS			
	Particip.	Final.	Medallas
2012	11	8	2
2013	22	11	4
2014	22	15	2
2015	33	18	6
2016	32	21	7
2017	35	20	10
2018	27	10	3
2019	14	8	3



PISTA CUBIERTA			
SUB23			
	Particip.	Final.	Medallas
2012	20	12	7
2013	16	4	3
2014	13	7	4
2015	11	9	5
2016	11	6	2
2017	16	8	5
2018	18	10	4
2019	31	12	6
2020	24	12	3



AIRE LIBRE			
SUB23			
	Particip.	Final.	Medallas
2012	15	11	5
2013	11	10	3
2014	12	9	5
2015	12	9	6
2016	17	8	3
2017	17	11	4
2018	23	10	4
2019	32	23	4

