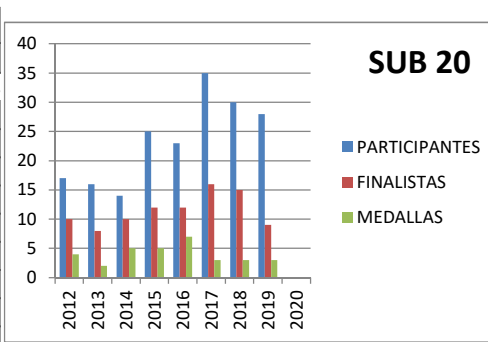
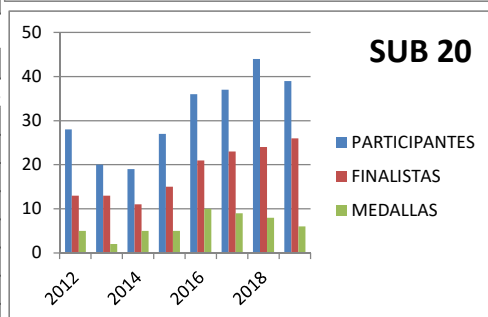


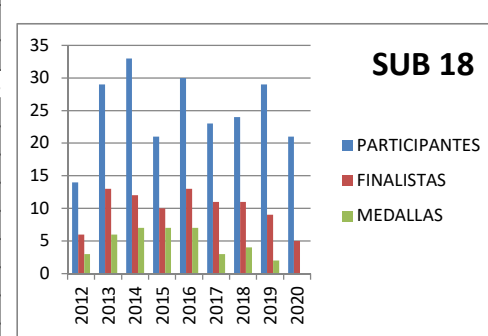
PISTA CUBIERTA			
SUB20			
	Particip.	Final.	Medallas
2012	17	10	4
2013	16	8	2
2014	14	10	5
2015	25	12	5
2016	23	12	7
2017	35	16	3
2018	30	15	3
2019	28	9	3
2020			



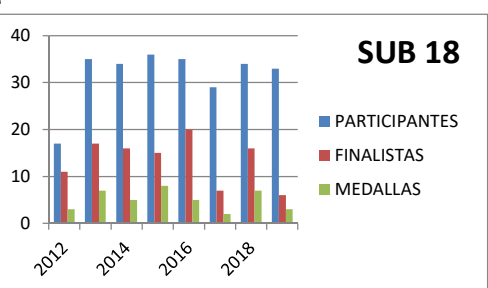
AIRE LIBRE			
SUB20			
	Particip.	Final.	Medallas
2012	28	13	5
2013	20	13	2
2014	19	11	5
2015	27	15	5
2016	36	21	10
2017	37	23	9
2018	44	24	8
2019	39	26	6



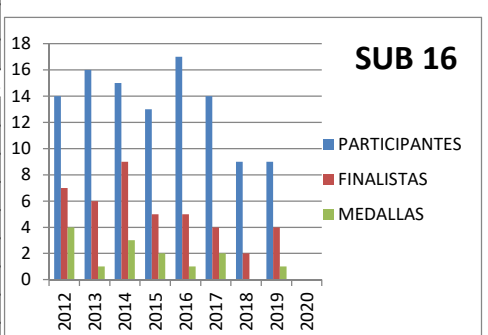
PISTA CUBIERTA			
SUB18			
	Particip.	Final.	Medallas
2012	14	6	3
2013	29	13	6
2014	33	12	7
2015	21	10	7
2016	30	13	7
2017	23	11	3
2018	24	11	4
2019	29	9	2
2020	21	5	0



AIRE LIBRE			
SUB18			
	Particip.	Final.	Medallas
2012	17	11	3
2013	35	17	7
2014	34	16	5
2015	36	15	8
2016	35	20	5
2017	29	7	2
2018	34	16	7
2019	33	6	3



PISTA CUBIERTA			
SUB16			
	Particip.	Final.	Medallas
2012	14	7	4
2013	16	6	1
2014	15	9	3
2015	13	5	2
2016	17	5	1
2017	14	4	2
2018	9	2	0
2019	9	4	1
2020			



AIRE LIBRE			
SUB16			
	Particip.	Final.	Medallas
2012	25	11	6
2013	22	11	2
2014	28	15	7
2015	17	7	3
2016	31	4	2
2017	25	7	2
2018	13	4	0
2019	17	4	1

